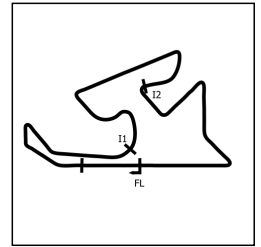


COPA NACIONAL

FP2 - SECTOR ANALYSIS



SECTOR 1 = FL to I1, SECTOR 2 = I1 to I2, SECTOR 3 = I2 to I3, SECTOR 4 = I3 to FL, DIFF = Difference To Personal Best Lap, P = Crossed Finish Line in Pit Lane, D = Time Disallowed

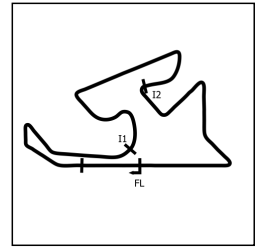
| P1 | | 3 | | David POUGET | | Renault CLIO CUP V - DAVID POUGET | | | |
|---------------------------|---------------|--------------------------|---------------|--------------------|-----------------|-----------------------------------|----------|---------------------|--|
| IDEAL LAP TIME : 1:58.256 | | BEST LAP TIME : 1:58.338 | | DIFFERENCE : 0.082 | | | | | |
| LAP | SECTOR 1 | SECTOR 2 | SECTOR 3 | SPEED TRAP | LAP TIME | KPH | DIFF | TIME OF DAY | |
| 1 - | OUTLAP | 44.394 | 46.582 | 115.7 | 2:14.273 | 104.68 | 15.935 | 12:17:50.312 | |
| 2 - | 32.814 | 41.858 | 44.464 | 180.8 | 1:59.136 | 117.98 | 0.798 | 12:19:49.448 | |
| 3 - | 32.733 | 41.479 | 44.833 | 180.8 | 1:59.045 | 118.07 | 0.707 | 12:21:48.493 | |
| 4 - | 32.399 | 41.519 | 44.688 | 181.6 | 1:58.606 | 118.51 | 0.268 | 12:23:47.099 | |
| 5 - | 32.390 | 41.535 | 44.461 | 180.0 | 1:58.386 | (2) 118.73 | 0.048 | 12:25:45.485 | |
| 6 - | 32.578 | 41.810 | IN PIT | 180.0 | 3:33.888 | P 65.71 | 1:35.550 | 12:29:19.373 | |
| 7 - | OUTLAP | 43.234 | 45.782 | 116.8 | 2:11.435 | 106.94 | 13.097 | 12:31:30.808 | |
| 8 - | 32.440 | 41.649 | 44.637 | 182.4 | 1:58.726 | 118.39 | 0.388 | 12:33:29.534 | |
| 9 - | 32.638 | 41.858 | 44.634 | 182.4 | 1:59.130 | 117.99 | 0.792 | 12:35:28.664 | |
| 10 - | 32.545 | 41.446 | IN PIT | 181.6 | 3:14.306 | P 72.34 | 1:15.968 | 12:38:42.970 | |
| 11 - | OUTLAP | 49.974 | 49.565 | 127.7 | 2:19.145 | 101.01 | 20.807 | 12:41:02.115 | |
| 12 - | 32.466 | 41.405 | 44.619 | 180.8 | 1:58.490 | (3) 118.62 | 0.152 | 12:43:00.605 | |
| 13 - | 32.592 | 41.557 | 44.641 | 181.6 | 1:58.790 | 118.32 | 0.452 | 12:44:59.395 | |
| 14 - | 32.417 | 41.445 | 44.476 | 180.8 | 1:58.338 | (1) 118.78 | | 12:46:57.733 | |

| P2 | | 17 | | Nicolas Abella ROMERO | | Renault CLIO CUP V - ESCUDERIA LA CORUÑA | | | |
|---------------------------|---------------|--------------------------|---------------|-----------------------|-----------------|--|--------|---------------------|--|
| IDEAL LAP TIME : 1:58.543 | | BEST LAP TIME : 1:59.065 | | DIFFERENCE : 0.522 | | | | | |
| LAP | SECTOR 1 | SECTOR 2 | SECTOR 3 | SPEED TRAP | LAP TIME | KPH | DIFF | TIME OF DAY | |
| 1 - | OUTLAP | 46.400 | 46.369 | 92.5 | 2:26.833 | 95.72 | 27.768 | 12:19:32.307 | |
| 2 - | 33.109 | 41.897 | 47.342 | 176.0 | 2:02.348 | 114.88 | 3.283 | 12:21:34.655 | |
| 3 - | 32.984 | 41.527 | 44.725 | 176.7 | 1:59.236 | (3) 117.88 | 0.171 | 12:23:33.891 | |
| 4 - | 32.953 | 42.919 | 44.791 | 176.7 | 2:00.663 | 116.49 | 1.598 | 12:25:34.554 | |
| 5 - | 33.028 | 41.840 | 45.104 | 181.6 | 1:59.972 | 117.16 | 0.907 | 12:27:34.526 | |
| 6 - | 33.117 | 41.755 | 44.574 | 174.4 | 1:59.446 | 117.67 | 0.381 | 12:29:33.972 | |
| 7 - | 32.777 | 41.923 | 44.758 | 178.3 | 1:59.458 | 117.66 | 0.393 | 12:31:33.430 | |
| 8 - | 32.442 | 41.942 | 44.681 | 180.8 | 1:59.065 | (1) 118.05 | | 12:33:32.495 | |
| 9 - | 32.518 | 41.686 | 44.898 | 181.6 | 1:59.102 | (2) 118.01 | 0.037 | 12:35:31.597 | |
| 10 - | 32.836 | 41.867 | 46.963 | 183.3 | 2:01.666 | 115.53 | 2.601 | 12:37:33.263 | |
| 11 - | 40.883 | 42.817 | 44.811 | 126.9 | 2:08.511 | 109.37 | 9.446 | 12:39:41.774 | |
| 12 - | 32.829 | 41.847 | 44.925 | 178.3 | 1:59.601 | 117.52 | 0.536 | 12:41:41.375 | |

| P3 | | 41 | | Alejandro Iribas ESTRADA | | Renault CLIO CUP V - ESCUDERIA LA CORUÑA | | | |
|---------------------------|---------------|--------------------------|---------------|--------------------------|-----------------|--|----------|---------------------|--|
| IDEAL LAP TIME : 1:58.888 | | BEST LAP TIME : 1:59.071 | | DIFFERENCE : 0.183 | | | | | |
| LAP | SECTOR 1 | SECTOR 2 | SECTOR 3 | SPEED TRAP | LAP TIME | KPH | DIFF | TIME OF DAY | |
| 1 - | OUTLAP | 46.752 | 46.075 | 133.7 | 2:15.843 | 103.47 | 16.772 | 12:17:42.586 | |
| 2 - | 33.267 | 41.981 | 44.908 | 177.5 | 2:00.156 | 116.98 | 1.085 | 12:19:42.742 | |
| 3 - | 33.137 | 44.823 | 45.392 | 177.5 | 2:03.352 | 113.95 | 4.281 | 12:21:46.094 | |
| 4 - | 33.797 | 43.395 | 44.632 | 178.3 | 2:01.824 | 115.38 | 2.753 | 12:23:47.918 | |
| 5 - | 32.620 | 41.636 | 44.815 | 180.0 | 1:59.071 | (1) 118.04 | | 12:25:46.989 | |
| 6 - | 32.628 | 42.028 | 44.863 | 178.3 | 1:59.519 | (2) 117.60 | 0.448 | 12:27:46.508 | |
| 7 - | 32.912 | 42.081 | 44.863 | 176.7 | 1:59.856 | (3) 117.27 | 0.785 | 12:29:46.364 | |
| 8 - | 33.185 | 42.087 | 58.418 | 179.1 | 2:13.690 | 105.14 | 14.619 | 12:32:00.054 | |
| 9 - | 42.834 | 50.760 | IN PIT | 181.6 | 3:26.523 | P 68.06 | 1:27.452 | 12:35:26.577 | |
| 10 - | OUTLAP | 42.123 | 45.273 | 136.0 | 2:14.407 | 104.57 | 15.336 | 12:37:40.984 | |
| 11 - | 32.798 | 43.775 | 44.926 | 179.1 | 2:01.499 | 115.68 | 2.428 | 12:39:42.483 | |
| 12 - | 32.713 | 41.989 | 45.561 | 181.6 | 2:00.263 | 116.87 | 1.192 | 12:41:42.746 | |
| 13 - | 32.949 | 42.364 | 46.207 | 177.5 | 2:01.520 | 115.66 | 2.449 | 12:43:44.266 | |
| 14 - | 39.723 | 44.721 | 51.592 | 178.3 | 2:16.036 | 103.32 | 16.965 | 12:46:00.302 | |

COPA NACIONAL

FP2 - SECTOR ANALYSIS



SECTOR 1 = FL to I1, SECTOR 2 = I1 to I2, SECTOR 3 = I2 to I3, SECTOR 4 = I3 to FL, DIFF = Difference To Personal Best Lap, P = Crossed Finish Line in Pit Lane, D = Time Disallowed

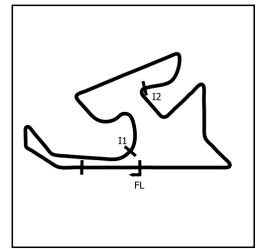
| P4 65 Fabien JULIA | | Renault CLIO CUP V - FABIEN JULIA | | | | | | |
|---------------------------|---------------|--|---------------|--------------------|---------------------|---------------|--------|---------------------|
| IDEAL LAP TIME : 1:58.889 | | BEST LAP TIME : 1:59.148 | | DIFFERENCE : 0.259 | | | | |
| LAP | SECTOR 1 | SECTOR 2 | SECTOR 3 | SPEED TRAP | LAP TIME | KPH | DIFF | TIME OF DAY |
| 1 - | OUTLAP | 52.715 | 46.812 | 92.0 | 2:30.658 | 93.29 | 31.510 | 12:17:52.111 |
| 2 - | 33.093 | 42.210 | 44.760 | 180.0 | 2:00.063 | 117.07 | 0.915 | 12:19:52.174 |
| 3 - | 32.844 | 41.913 | 44.789 | 179.1 | 1:59.546 | 117.57 | 0.398 | 12:21:51.720 |
| 4 - | 32.847 | 42.441 | 44.686 | 181.6 | 1:59.974 | 117.16 | 0.826 | 12:23:51.694 |
| 5 - | 32.622 | 42.077 | 44.727 | 177.5 | 1:59.426 (3) | 117.69 | 0.278 | 12:25:51.120 |
| 6 - | 32.945 | 41.973 | 44.548 | 178.3 | 1:59.466 | 117.65 | 0.318 | 12:27:50.586 |
| 7 - | 32.813 | 41.758 | 44.952 | 177.5 | 1:59.523 | 117.60 | 0.375 | 12:29:50.109 |
| 8 - | 32.893 | 41.896 | 44.799 | 178.3 | 1:59.588 | 117.53 | 0.440 | 12:31:49.697 |
| 9 - | 32.583 | 41.945 | 44.620 | 179.1 | 1:59.148 (1) | 117.97 | | 12:33:48.845 |
| 10 - | 32.801 | 53.473 | 51.822 | 179.1 | 2:18.096 | 101.78 | 18.948 | 12:36:06.941 |
| 11 - | 32.707 | 41.944 | 44.619 | 180.0 | 1:59.270 (2) | 117.85 | 0.122 | 12:38:06.211 |
| 12 - | 32.797 | 42.080 | 44.773 | 179.1 | 1:59.650 | 117.47 | 0.502 | 12:40:05.861 |
| 13 - | 32.751 | 42.229 | 44.790 | 178.3 | 1:59.770 | 117.35 | 0.622 | 12:42:05.631 |
| 14 - | 32.751 | 42.386 | 44.779 | 178.3 | 1:59.916 | 117.21 | 0.768 | 12:44:05.547 |
| 15 - | 32.830 | 41.899 | 44.896 | 177.5 | 1:59.625 | 117.50 | 0.477 | 12:46:05.172 |

| P5 23 Jose Antonio Gomez GUTIERREZ | | Renault CLIO CUP V - A.SCHIMPF TEAM | | | | | | |
|---|---------------|--|---------------|--------------------|---------------------|---------------|--------|---------------------|
| IDEAL LAP TIME : 1:58.817 | | BEST LAP TIME : 1:59.168 | | DIFFERENCE : 0.351 | | | | |
| LAP | SECTOR 1 | SECTOR 2 | SECTOR 3 | SPEED TRAP | LAP TIME | KPH | DIFF | TIME OF DAY |
| 1 - | OUTLAP | 43.953 | IN PIT | 122.6 | 2:28.845 P | 94.43 | 29.677 | 12:20:02.560 |
| 2 - | OUTLAP | 43.719 | 44.863 | 135.1 | 2:24.041 | 97.58 | 24.873 | 12:22:26.601 |
| 3 - | 33.296 | 42.258 | 44.730 | 179.1 | 2:00.284 | 116.85 | 1.116 | 12:24:26.885 |
| 4 - | 33.066 | 42.001 | 44.502 | 178.3 | 1:59.569 | 117.55 | 0.401 | 12:26:26.454 |
| 5 - | 45.621 | 59.568 | 55.093 | 144.0 | 2:40.282 | 87.69 | 41.114 | 12:29:06.736 |
| 6 - | 48.035 | 51.572 | 45.517 | 112.8 | 2:25.124 | 96.85 | 25.956 | 12:31:31.860 |
| 7 - | 32.596 | 42.052 | 44.620 | 185.9 | 1:59.268 (2) | 117.85 | 0.100 | 12:33:31.128 |
| 8 - | 32.619 | 42.060 | 44.609 | 186.7 | 1:59.288 (3) | 117.83 | 0.120 | 12:35:30.416 |
| 9 - | 32.589 | 41.979 | 44.733 | 183.3 | 1:59.301 | 117.82 | 0.133 | 12:37:29.717 |
| 10 - | 35.773 | 52.704 | 44.809 | 180.8 | 2:13.286 | 105.45 | 14.118 | 12:39:43.003 |
| 11 - | 32.651 | 42.252 | 45.363 | 184.1 | 2:00.266 | 116.87 | 1.098 | 12:41:43.269 |
| 12 - | 35.343 | 42.066 | 44.904 | 142.9 | 2:02.313 | 114.91 | 3.145 | 12:43:45.582 |
| 13 - | 32.554 | 41.761 | 44.853 | 181.6 | 1:59.168 (1) | 117.95 | | 12:45:44.750 |

| P6 66 Alejandro Romero BEIRO | | Renault CLIO CUP V - MOTOR CLUB SABADELL | | | | | | |
|-------------------------------------|---------------|---|---------------|--------------------|---------------------|---------------|----------|---------------------|
| IDEAL LAP TIME : 1:58.861 | | BEST LAP TIME : 1:59.284 | | DIFFERENCE : 0.423 | | | | |
| LAP | SECTOR 1 | SECTOR 2 | SECTOR 3 | SPEED TRAP | LAP TIME | KPH | DIFF | TIME OF DAY |
| 1 - | OUTLAP | 45.187 | 45.838 | 129.8 | 2:12.103 | 106.40 | 12.819 | 12:18:10.063 |
| 2 - | 32.970 | 42.566 | 44.664 | 180.8 | 2:00.200 | 116.94 | 0.916 | 12:20:10.263 |
| 3 - | 32.917 | 42.833 | 45.404 | 181.6 | 2:01.154 | 116.01 | 1.870 | 12:22:11.417 |
| 4 - | 33.005 | 42.691 | 45.058 | 179.1 | 2:00.754 | 116.40 | 1.470 | 12:24:12.171 |
| 5 - | 32.762 | 42.891 | 45.539 | 180.0 | 2:01.192 | 115.98 | 1.908 | 12:26:13.363 |
| 6 - | 32.796 | 42.621 | 45.109 | 180.0 | 2:00.526 | 116.62 | 1.242 | 12:28:13.889 |
| 7 - | 32.779 | 42.948 | 45.914 | 180.8 | 2:01.641 | 115.55 | 2.357 | 12:30:15.530 |
| 8 - | 33.451 | 45.363 | IN PIT | 180.8 | 3:44.788 P | 62.53 | 1:45.504 | 12:34:00.318 |
| 9 - | OUTLAP | 47.271 | 48.681 | 135.6 | 2:16.574 | 102.92 | 17.290 | 12:36:16.892 |
| 10 - | 32.730 | 42.067 | 44.487 | 182.4 | 1:59.284 (1) | 117.83 | | 12:38:16.176 |
| 11 - | 32.330 | 42.127 | 44.894 | 182.4 | 1:59.351 (2) | 117.77 | 0.067 | 12:40:15.527 |
| 12 - | 33.192 | 1:01.462 | 52.018 | 180.8 | 2:26.672 | 95.83 | 27.388 | 12:42:42.199 |
| 13 - | 32.307 | 42.642 | 44.911 | 182.4 | 1:59.860 (3) | 117.27 | 0.576 | 12:44:42.059 |
| 14 - | 32.617 | 42.460 | 45.151 | 180.0 | 2:00.228 | 116.91 | 0.944 | 12:46:42.287 |

COPA NACIONAL

FP2 - SECTOR ANALYSIS



SECTOR 1 = FL to I1, SECTOR 2 = I1 to I2 SECTOR 3 = I2 to I3, SECTOR 4 = I3 to FL, DIFF = Difference To Personal Best Lap, P = Crossed Finish Line in Pit Lane, D = Time Disallowed

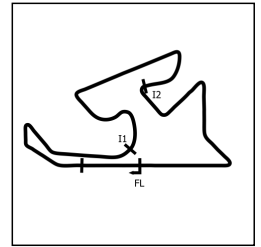
| P7 42 | | Mariano Alonso GENTILE | | Renault CLIO CUP V - MOTORISMO RACING TEAM | | | | |
|---------------------------|---------------|-------------------------------|---------------|--|---------------------|---------------|----------|---------------------|
| IDEAL LAP TIME : 1:59.189 | | BEST LAP TIME : 1:59.292 | | DIFFERENCE : 0.103 | | | | |
| LAP | SECTOR 1 | SECTOR 2 | SECTOR 3 | SPEED TRAP | LAP TIME | KPH | DIFF | TIME OF DAY |
| 1 - | OUTLAP | 44.574 | 46.644 | 116.8 | 2:13.404 | 105.36 | 14.112 | 12:17:50.883 |
| 2 - | 32.764 | 42.070 | 45.084 | 180.0 | 1:59.918 | 117.21 | 0.626 | 12:19:50.801 |
| 3 - | 32.648 | 42.244 | 44.942 | 180.0 | 1:59.834 (3) | 117.29 | 0.542 | 12:21:50.635 |
| 4 - | 32.744 | 42.782 | 46.460 | 180.0 | 2:01.986 | 115.22 | 2.694 | 12:23:52.621 |
| 5 - | 32.442 | 41.946 | 44.904 | 180.8 | 1:59.292 (1) | 117.83 | | 12:25:51.913 |
| 6 - | 32.643 | 41.972 | IN PIT | 180.8 | 3:28.272 P | 67.48 | 1:28.980 | 12:29:20.185 |
| 7 - | OUTLAP | 43.399 | 45.853 | 117.8 | 2:11.206 | 107.13 | 11.914 | 12:31:31.391 |
| 8 - | 32.465 | 41.843 | 45.050 | 181.6 | 1:59.358 (2) | 117.76 | 0.066 | 12:33:30.749 |
| 9 - | 33.462 | 42.035 | 45.006 | 182.4 | 2:00.503 | 116.64 | 1.211 | 12:35:31.252 |
| 10 - | 33.755 | 42.097 | IN PIT | 183.3 | 3:13.473 P | 72.65 | 1:14.181 | 12:38:44.725 |
| 11 - | OUTLAP | 50.123 | 49.619 | 137.9 | 2:17.876 | 101.94 | 18.584 | 12:41:02.601 |
| 12 - | 32.696 | 41.981 | 45.241 | 182.4 | 1:59.918 | 117.21 | 0.626 | 12:43:02.519 |
| 13 - | 32.881 | 44.675 | 49.000 | 180.8 | 2:06.556 | 111.06 | 7.264 | 12:45:09.075 |

| P8 111 | | Iván Hernández GONZALEZ | | Renault CLIO CUP V - ESCUDERIA LA CORUÑA | | | | |
|---------------------------|---------------|--------------------------------|---------------|--|---------------------|---------------|----------|---------------------|
| IDEAL LAP TIME : 1:59.101 | | BEST LAP TIME : 1:59.324 | | DIFFERENCE : 0.223 | | | | |
| LAP | SECTOR 1 | SECTOR 2 | SECTOR 3 | SPEED TRAP | LAP TIME | KPH | DIFF | TIME OF DAY |
| 1 - | OUTLAP | 42.975 | 45.671 | 124.9 | 2:10.752 | 107.50 | 11.428 | 12:17:35.822 |
| 2 - | 32.903 | 42.151 | 44.959 | 179.1 | 2:00.013 | 117.12 | 0.689 | 12:19:35.835 |
| 3 - | 33.004 | 41.872 | 44.717 | 178.3 | 1:59.593 (3) | 117.53 | 0.269 | 12:21:35.428 |
| 4 - | 32.920 | 41.736 | 44.759 | 181.6 | 1:59.415 (2) | 117.70 | 0.091 | 12:23:34.843 |
| 5 - | 32.757 | 41.711 | 44.856 | 180.0 | 1:59.324 (1) | 117.79 | | 12:25:34.167 |
| 6 - | 33.040 | 41.739 | 45.978 | 177.5 | 2:00.757 | 116.40 | 1.433 | 12:27:34.924 |
| 7 - | 33.049 | 42.164 | 45.053 | 165.0 | 2:00.266 | 116.87 | 0.942 | 12:29:35.190 |
| 8 - | 32.673 | 41.798 | IN PIT | 180.0 | 5:33.455 P | 42.15 | 3:34.131 | 12:35:08.645 |
| 9 - | OUTLAP | 41.951 | 44.752 | 134.2 | 2:06.212 | 111.36 | 6.888 | 12:37:14.857 |
| 10 - | 32.675 | 42.299 | 44.921 | 181.6 | 1:59.895 | 117.23 | 0.571 | 12:39:14.752 |
| 11 - | 32.930 | 42.014 | 45.134 | 180.0 | 2:00.078 | 117.05 | 0.754 | 12:41:14.830 |
| 12 - | 33.347 | 42.003 | 45.117 | 179.1 | 2:00.467 | 116.68 | 1.143 | 12:43:15.297 |
| 13 - | 32.859 | 42.233 | 45.287 | 178.3 | 2:00.379 | 116.76 | 1.055 | 12:45:15.676 |

| P9 21 | | Lydia Sempere FRANCES | | Renault CLIO CUP V - A.SCHIMPF TEAM | | | | |
|---------------------------|---------------|------------------------------|---------------|-------------------------------------|---------------------|---------------|--------|---------------------|
| IDEAL LAP TIME : 2:00.166 | | BEST LAP TIME : 2:00.615 | | DIFFERENCE : 0.449 | | | | |
| LAP | SECTOR 1 | SECTOR 2 | SECTOR 3 | SPEED TRAP | LAP TIME | KPH | DIFF | TIME OF DAY |
| 1 - | OUTLAP | 53.642 | 53.883 | 90.6 | 2:36.675 | 89.71 | 36.060 | 12:19:35.856 |
| 2 - | 39.276 | 47.726 | 48.200 | 111.5 | 2:15.202 | 103.96 | 14.587 | 12:21:51.058 |
| 3 - | 36.380 | 46.244 | 47.991 | 151.1 | 2:10.615 | 107.61 | 10.000 | 12:24:01.673 |
| 4 - | 34.588 | 43.557 | 45.457 | 179.1 | 2:03.602 | 113.72 | 2.987 | 12:26:05.275 |
| 5 - | 33.823 | 42.860 | 45.266 | 179.1 | 2:01.949 | 115.26 | 1.334 | 12:28:07.224 |
| 6 - | 33.280 | 42.986 | 45.000 | 180.0 | 2:01.266 | 115.91 | 0.651 | 12:30:08.490 |
| 7 - | 33.124 | 42.806 | 45.139 | 180.0 | 2:01.069 | 116.10 | 0.454 | 12:32:09.559 |
| 8 - | 33.297 | 42.574 | 45.151 | 180.8 | 2:01.022 | 116.14 | 0.407 | 12:34:10.581 |
| 9 - | 33.178 | 43.911 | 46.032 | 180.8 | 2:03.121 | 114.16 | 2.506 | 12:36:13.702 |
| 10 - | 33.124 | 42.686 | 44.919 | 180.8 | 2:00.729 (2) | 116.42 | 0.114 | 12:38:14.431 |
| 11 - | 32.979 | 42.740 | 45.148 | 180.0 | 2:00.867 (3) | 116.29 | 0.252 | 12:40:15.298 |
| 12 - | 33.035 | 42.268 | 45.312 | 180.0 | 2:00.615 (1) | 116.53 | | 12:42:15.913 |

COPA NACIONAL

FP2 - SECTOR ANALYSIS



SECTOR 1 = FL to I1, SECTOR 2 = I1 to I2, SECTOR 3 = I2 to I3, SECTOR 4 = I3 to FL, DIFF = Difference To Personal Best Lap, P = Crossed Finish Line in Pit Lane, D = Time Disallowed

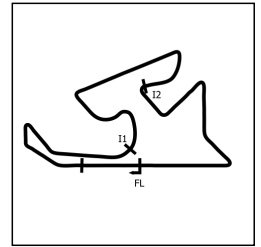
| P10 8 | | Joaquín Rodrigo PEREZ | | | Renault CLIO CUP V - AUTOMÓVIL CLUB ZARAGOZA | | | |
|---------------------------|---------------|--------------------------|---------------|--------------------|--|---------------|--------|---------------------|
| IDEAL LAP TIME : 2:01.082 | | BEST LAP TIME : 2:01.431 | | DIFFERENCE : 0.349 | | | | |
| LAP | SECTOR 1 | SECTOR 2 | SECTOR 3 | SPEED TRAP | LAP TIME | KPH | DIFF | TIME OF DAY |
| 1 - | OUTLAP | 49.929 | 46.871 | 111.5 | 2:22.141 | 98.88 | 20.710 | 12:18:33.112 |
| 2 - | 35.834 | 44.417 | 46.023 | 179.1 | 2:06.274 | 111.31 | 4.843 | 12:20:39.386 |
| 3 - | 33.172 | 43.235 | 45.469 | 176.7 | 2:01.876 (3) | 115.33 | 0.445 | 12:22:41.262 |
| 4 - | 33.275 | 43.098 | 46.003 | 177.5 | 2:02.376 | 114.86 | 0.945 | 12:24:43.638 |
| 5 - | 40.569 | 43.510 | IN PIT | 129.8 | 2:57.634 P | 79.13 | 56.203 | 12:27:41.272 |
| 6 - | OUTLAP | 42.853 | 46.412 | 130.6 | 2:08.984 | 108.97 | 7.553 | 12:29:50.256 |
| 7 - | 33.347 | 42.694 | 45.679 | 176.7 | 2:01.720 (2) | 115.47 | 0.289 | 12:31:51.976 |
| 8 - | 33.167 | 42.878 | 46.049 | 181.6 | 2:02.094 | 115.12 | 0.663 | 12:33:54.070 |
| 9 - | 33.182 | 52.805 | 57.779 | 181.6 | 2:23.766 | 97.77 | 22.335 | 12:36:17.836 |
| 10 - | 33.010 | 42.742 | 45.679 | 184.1 | 2:01.431 (1) | 115.75 | | 12:38:19.267 |
| 11 - | 33.147 | 45.616 | 45.976 | 181.6 | 2:04.739 | 112.68 | 3.308 | 12:40:24.006 |
| 12 - | 32.924 | 50.044 | 51.684 | 180.0 | 2:14.652 | 104.38 | 13.221 | 12:42:38.658 |
| 13 - | 33.042 | 44.012 | 47.701 | 181.6 | 2:04.755 | 112.67 | 3.324 | 12:44:43.413 |
| 14 - | 32.919 | 43.445 | 45.830 | 182.4 | 2:02.194 | 115.03 | 0.763 | 12:46:45.607 |

| P11 30 | | Sergio Cabal DIEZ | | | Renault CLIO CUP V - RASANTE SPORT | | | |
|---------------------------|---------------|--------------------------|---------------|--------------------|------------------------------------|---------------|----------|---------------------|
| IDEAL LAP TIME : 2:01.637 | | BEST LAP TIME : 2:02.348 | | DIFFERENCE : 0.711 | | | | |
| LAP | SECTOR 1 | SECTOR 2 | SECTOR 3 | SPEED TRAP | LAP TIME | KPH | DIFF | TIME OF DAY |
| 1 - | OUTLAP | 45.940 | 47.238 | 108.4 | 2:16.783 | 102.76 | 14.435 | 12:18:03.639 |
| 2 - | 34.435 | 43.127 | 46.211 | 167.7 | 2:03.773 | 113.56 | 1.425 | 12:20:07.412 |
| 3 - | 34.176 | 44.455 | 46.531 | 176.0 | 2:05.162 | 112.30 | 2.814 | 12:22:12.574 |
| 4 - | 33.771 | 42.394 | IN PIT | 175.2 | 3:39.471 P | 64.04 | 1:37.123 | 12:25:52.045 |
| 5 - | OUTLAP | 43.654 | 45.587 | 135.6 | 2:08.419 | 109.45 | 6.071 | 12:28:00.464 |
| 6 - | 33.911 | 42.956 | 45.789 | 174.4 | 2:02.656 (2) | 114.59 | 0.308 | 12:30:03.120 |
| 7 - | 34.130 | 42.435 | 45.783 | 174.4 | 2:02.348 (1) | 114.88 | | 12:32:05.468 |
| 8 - | 34.571 | 42.619 | 48.003 | 176.0 | 2:05.193 | 112.27 | 2.845 | 12:34:10.661 |
| 9 - | 35.832 | 42.971 | 47.766 | 157.1 | 2:06.569 | 111.05 | 4.221 | 12:36:17.230 |
| 10 - | 35.198 | 42.603 | 45.641 | 161.6 | 2:03.442 (3) | 113.86 | 1.094 | 12:38:20.672 |
| 11 - | 33.678 | 43.078 | IN PIT | 176.7 | 3:16.776 P | 71.43 | 1:14.428 | 12:41:37.448 |
| 12 - | OUTLAP | 42.372 | 45.885 | 95.1 | 2:11.218 | 107.12 | 8.870 | 12:43:48.666 |
| 13 - | 33.985 | 43.109 | 46.412 | 176.0 | 2:03.506 | 113.80 | 1.158 | 12:45:52.172 |

| P12 10 | | Maximo Varela ORTIZ | | | Renault CLIO CUP V - ESCUDERIA LA CORUÑA | | | |
|---------------------------|---------------|--------------------------|---------------|--------------------|--|---------------|----------|---------------------|
| IDEAL LAP TIME : 2:02.081 | | BEST LAP TIME : 2:02.631 | | DIFFERENCE : 0.550 | | | | |
| LAP | SECTOR 1 | SECTOR 2 | SECTOR 3 | SPEED TRAP | LAP TIME | KPH | DIFF | TIME OF DAY |
| 1 - | OUTLAP | 47.164 | 46.988 | 128.5 | 2:16.435 | 103.02 | 13.804 | 12:17:44.747 |
| 2 - | 37.918 | 53.351 | IN PIT | 157.7 | 3:54.025 P | 60.06 | 1:51.394 | 12:21:38.772 |
| 3 - | OUTLAP | 46.227 | 46.802 | 120.7 | 2:16.691 | 102.83 | 14.060 | 12:23:55.463 |
| 4 - | 43.165 | 50.570 | IN PIT | 172.1 | 3:38.091 P | 64.45 | 1:35.460 | 12:27:33.554 |
| 5 - | OUTLAP | 45.011 | 46.267 | 134.2 | 2:11.413 | 106.96 | 8.782 | 12:29:44.967 |
| 6 - | 42.744 | 43.809 | 45.587 | 169.2 | 2:12.140 (3) | 106.37 | 9.509 | 12:31:57.107 |
| 7 - | 44.701 | 49.189 | IN PIT | 174.4 | 4:26.412 P | 52.76 | 2:23.781 | 12:36:23.519 |
| 8 - | OUTLAP | 44.267 | 46.018 | 127.7 | 2:22.139 | 98.89 | 19.508 | 12:38:45.658 |
| 9 - | 34.185 | 42.927 | 45.541 | 172.1 | 2:02.653 (2) | 114.60 | 0.022 | 12:40:48.311 |
| 10 - | 34.108 | 42.956 | 45.567 | 176.7 | 2:02.631 (1) | 114.62 | | 12:42:50.942 |
| 11 - | 33.678 | 1:09.780 | 45.476 | 177.5 | 2:28.934 | 94.37 | 26.303 | 12:45:19.876 |

COPA NACIONAL

FP2 - SECTOR ANALYSIS



SECTOR 1 = FL to I1, SECTOR 2 = I1 to I2 SECTOR 3 = I2 to I3, SECTOR 4 = I3 to FL, DIFF = Difference To Personal Best Lap, P = Crossed Finish Line in Pit Lane, D = Time Disallowed

| P13 64 | | Gabriel O. Alonso GENTIL | | | Renault CLIO CUP V - MOTORISMO RACING TEAM | | | |
|---------------------------|---------------|---------------------------------|---------------|--------------------|--|---------------|--------|---------------------|
| IDEAL LAP TIME : 2:02.270 | | BEST LAP TIME : 2:02.808 | | DIFFERENCE : 0.538 | | | | |
| LAP | SECTOR 1 | SECTOR 2 | SECTOR 3 | SPEED TRAP | LAP TIME | KPH | DIFF | TIME OF DAY |
| 1 - | OUTLAP | 46.095 | 47.314 | 90.8 | 2:22.198 | 98.84 | 19.390 | 12:18:03.124 |
| 2 - | 33.953 | 43.231 | 46.160 | 174.4 | 2:03.344 | 113.95 | 0.536 | 12:20:06.468 |
| 3 - | 34.392 | 46.225 | 46.899 | 172.1 | 2:07.516 | 110.23 | 4.708 | 12:22:13.984 |
| 4 - | 33.607 | 43.204 | 46.374 | 176.7 | 2:03.185 | 114.10 | 0.377 | 12:24:17.169 |
| 5 - | 33.898 | 43.555 | 45.958 | 174.4 | 2:03.411 | 113.89 | 0.603 | 12:26:20.580 |
| 6 - | 33.773 | 42.979 | 46.159 | 174.4 | 2:02.911 | 114.36 | 0.103 | 12:28:23.491 |
| 7 - | 34.016 | 42.984 | 45.808 | 175.2 | 2:02.808 (1) | 114.45 | | 12:30:26.299 |
| 8 - | 33.536 | 42.926 | 46.419 | 174.4 | 2:02.881 (3) | 114.38 | 0.073 | 12:32:29.180 |
| 9 - | 33.700 | 43.170 | 46.544 | 176.0 | 2:03.414 | 113.89 | 0.606 | 12:34:32.594 |
| 10 - | 33.903 | 43.131 | 46.163 | 176.0 | 2:03.197 | 114.09 | 0.389 | 12:36:35.791 |
| 11 - | 33.866 | 42.970 | 45.976 | 176.7 | 2:02.812 (2) | 114.45 | 0.004 | 12:38:38.603 |
| 12 - | 33.558 | 44.430 | 48.827 | 177.5 | 2:06.815 | 110.84 | 4.007 | 12:40:45.418 |